



Question 26: Financial worry

Question 27: Food insecurity

Question 28: Homelessness



# Kawartha Pine Ridge



## Reading the Census tables

: Each row represents the response options for each question.

: Number of student responses for all of KPR.

: Percentage of student responses across all of KPR. This percentage except for specified questions (Q11b, Q25, Q26, Q27, Q28).

: Total number of responses for the survey question.

: The number and percentage of survey participants that did not answer the question is presented on the *Missing* row.

: Percentages may not add up to 100% due to rounding.

## Overall response rate




11309

85%

# Question 1: Grade

What grade are you in?




1432	14%
1580	16%
1689	17%
1745	17%
1786	18%
1842	18%

---

# Question 2: First language(s)

What is the first language(s) that you learned to speak? Select all that apply.



10063	90%
693	6%
71	1%
67	1%
25	<1%
24	<1%
23	<1%
23	<1%
20	<1%
17	<1%
15	<1%
11	<1%
11	<1%

	10	<1%
	9	<1%
	9	<1%
	8	<1%
	8	<1%
	7	<1%
	7	<1%
	4	<1%
	4	<1%
	4	<1%
	3	<1%
	3	<1%
	3	<1%
	1	<1%
	1	<1%

---

Proportion of students with English or French as a first language, compared to those who did not indicate an official language as a first language.

	10086	91%
	1058	9%

---

# Question 3: Country of birth

Were you bo





345 2%

336 2%



33	<1%
32	<1%
29	<1%
29	<1%
27	<1%
26	<1%
25	<1%
25	<1%
24	<1%
23	<1%
23	<1%

## Question 6: Do you consider yourself a Canadian?

Do you consider yourself to be a Canadian? (You do not have to be born in Canada to think of yourself as a Canadian)




9627	96%
289	3%
155	2%

---



# Question 7: Race


Which of the following best describes your racial background? If you have a mixed background, select all that apply.



9016	83%
785	7%
267	2%
203	2%
179	2%
166	2%
126	1%
60	1%
54	<1%
12	<1%

---

Students indicating racialized identity (including mixed/multiple) compared to non-racialized:



9016	83%
1852	17%

---

## Question 8: Religious or spiritual identities

What is your rel <sup>À</sup>



## Question 9: Gender identities

What is your gender identity? Select all that apply.





# Question 11a: Disability

Do you consider yourself to be a person with a disability?



8350 77%

1453 13%

1020 9%

---



## Question 12: Adults

Who are the adults that you live with at home, *most of the time*?



8111 73%

1286 12%


1054 10%

Percentage of respondents who live with... (s) B€“u %oo` Q s 1/46/ 4' P \$iC•(- 3•( 4' P ð À



# Question 14: Parents


First language(s) spoken by parents/guardians:



	9999	92%
	441	4%
	399	4%

---


Parent's/guardian's country of birth:



	9020	83%
	982	9%
	879	8%

---

Highest level of education per household:



	4632	44%
	4303	40%
	1712	16%

---

# Question 15: Sense of belonging at school

How do you feel at school?



Strongly Agree	508	5%
Agree	1857	17%
Disagree	5804	54%
Strongly Disagree	2663	25%

---

Strongly Agree	2109	20%
Agree	6202	57%
Disagree	1923	18%
Strongly Disagree	573	5%

---

Strongly Agree	1838	17%
Agree	6524	60%
Disagree	1774	16%
Strongly Disagree	651	6%

---

---



# Question 15: Sense of belonging at school

How do you feel at school?



Strongly Agree	617	6%
Agree	1984	18%
Disagree	5736	53%
Strongly Disagree	2417	22%

---

Strongly Agree	1570	15%
Agree	7369	69%
Disagree	1430	13%
Strongly Disagree	361	3%

---


Strongly Agree	563	5%
Agree	1627	15%
Disagree	5370	50%
Strongly Disagree	3190	30%

---

---

## Question 16: Trusted school adults

Is there an adult in your school whom you feel comfortable to go to for personal support, advice or help?



	4293	40%
	3239	30%
	3090	29%

---



# Question 17: Extracurricular activities

How often do you take part in these activities

?



---

Weekly	931	9%
Monthly	388	4%
A few times this year	1166	11%
Never	8131	77%

---

---

Weekly	1242	12%
Monthly	652	6%
A few times this year	1667	16%
Never	7084	67%

---

---

Weekly	907	9%
Monthly	1542	14%
A few times this year	4032	38%
Never	4182	39%

---

---

Weekly	7375	69%
Monthly	2165	20%
A few times this year	835	8%
Never	369	3%

---

---



# Question 19: Emotional well-being

In general, how often have you felt?



All the time	1628	15%
Often	4234	40%
Sometimes	3143	29%
Never	378	4%
Rarely	1297	12%

---

All the time	2446	23%
Often	4003	38%
Sometimes	2695	25%
Never	448	4%
Rarely	1059	10%

---

All the time	1730	16%
Often	3317	31%
Sometimes	3165	30%
Never	924	9%
Rarely	1532	14%

---

---

# Question 19: Emotional well-being

In general, how often have you felt?



All the time	710	7%
Often	1528	14%
Sometimes	3053	29%
Never	1911	18%
Rarely	3464	32%

---


All the time	1756	16%
Often	2647	25%
Sometimes	3639	34%
Never	661	6%
Rarely	1943	18%

---

All the time	872	8%
Often	1831	17%
Sometimes	3756	35%
Never	884	8%
Rarely	3283	31%

---

All the time	2197	21%
Often	2708	26%
Sometimes	3126	29%
Never	707	7%




Rarely	1873	18%
--------	------	-----

---

---

## Question 20: Sleep

On average, how many hours do you *usually* sleep on a *school night*?




4201	39%
4586	43%
1873	18%

---

## Question 21: Urban or rural?

We are interested in whether you consider yourself urban or rural. Is your main residence in a:




4505	44%
2466	24%
2328	23%
736	7%
128	1%
108	1%

---



## Question 22: School transportation

How do you usually *get to* school?




4711	45%
3079	30%
2125	20%
321	3%
99	1%
77	1%

---

## Question 23: School travel time

Usually, how long does it take you to get to school?




4916	48%
3227	31%
1222	12%
613	6%
279	3%

---

## Question 24: What do you do if you're late for school?

If I am late for school, I:




	5874	59%
	1546	15%
	1300	13%
	974	10%
	346	3%

---

## Question 25: Student mobility

How many times have you changed schools in the past 12 months? (This does not include graduating from junior high school or to high school)



	7580	67%
	1405	12%
	221	2%
	164	1%

---



## Question 28: Homelessness

Have you been considered yourself to be homeless in the

(for example, living in shelters, living in cars or abandoned buildings, couch surfing)?

